
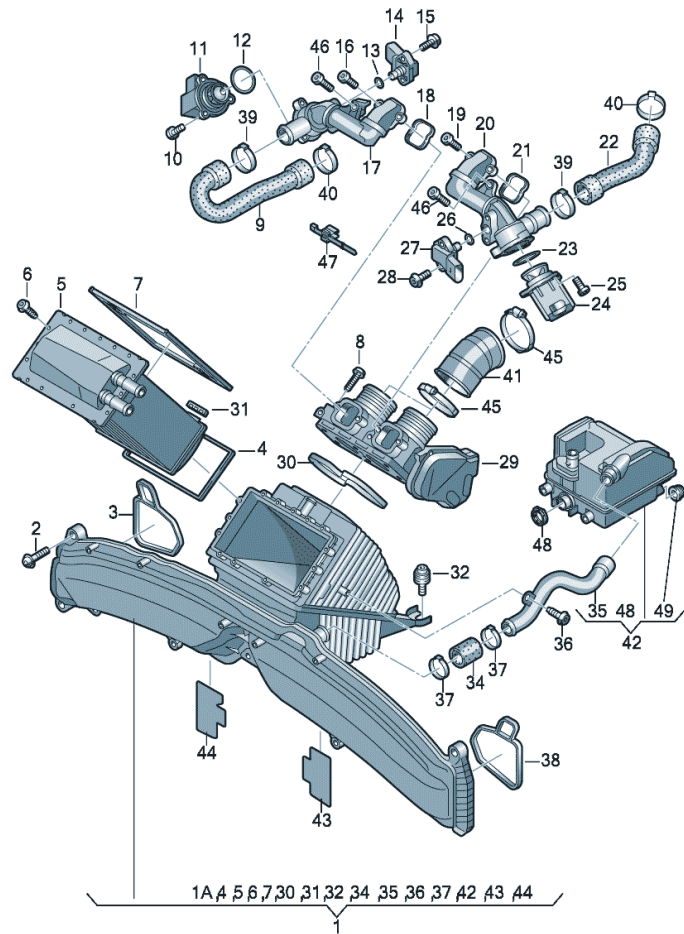



Model	Year	MG	SG	Illustration	UPD	15:41	17.08.2013	 Audi	ETKA
RS6	2014	1	45	145-060	977				



Pos	Part Number	Name	Remark	Qty	Model
		air duct for charge air cooler	4.0ltr.		8-cylinder+ otto engine+ CRDB
1	079 145 581 P	air duct for charge air cooler		1	
1A	079 145 905 J	air guide housing additionally to be used items:	43,44	1	
2	N 910 971 01	semi round bolt (combi) with hexagon socket head	M6X30	6	
3	079 129 717 K	gasket	right	1	
4	079 145 865	gasket		1	
5	079 145 785 H	charge air cooler		1	
6	N 104 420 03	screw, thread cutting	5X16	16	
7	079 145 242	sealing frame		1	
8	N 105 479 02	screw, thread cutting	6X35-Q	6	
9	079 145 712 A	suction hose	right	1	
10	N 101 961 03	bolt, with polygon socket hd. (combi.)	M6X18	3	
11	06H 145 710 D	cut-off valve		1	
12		round seal included in position:	41X2 11	1	
13		round seal included in position:	41X2 14	1	
14	038 906 051 K	pressure sensor flat contact housing	1J0 900 962	1	
15	N 101 961 03	bolt, with polygon socket hd. (combi.)	M6X18	2	
16	N 101 243 06	oval hexagon socket head bolt	M6X20	2	
17	079 145 751 G	adapter	right	1	
18	079 145 417 A	seal strip		1	
19	N 101 243 06	oval hexagon socket head bolt	M6X20	2	
20	079 145 751 F	adapter	left	1	
21	079 145 417 A	seal strip		1	
22	079 145 712	suction hose	left	1	

Model	Year	MG	SG	Illustration		UPD	15:41	17.08.2013	 Audi	ETKA
RS6	2014	1	45	145-060		977				

Pos	Part Number	Name	Remark	Qty	Model	Pos	Part Number	Name	Remark	Qty	Model
23		round seal included in position:	41X2 24			48	079 103 583 A	gasket		1	
24	06H 145 710 D	cut-off valve		1		49	079 103 583	gasket		3	
25	N 101 961 03	bolt, with polygon socket hd. (combi.)	M6X18	3							
26		round seal included in position:	27								
27	038 906 051 K	pressure sensor flat contact housing	1J0 900 962	1							
28	N 101 961 03	bolt, with polygon socket hd. (combi.)	M6X18	2							
29	079 133 062 L	throttle valve		1							
30	079 145 818	seal strip		2							
31	079 145 976	grommet		2							
32	079 145 219 A	spacer sleeve with cylinder collar bolt		3							
34	079 103 237 A	vent hose		1							
35	079 103 216	vent tube		1							
36	N 104 420 03	screw, thread cutting	5X16	1							
37		retaining clip included in position:	1								
38	079 129 717 J	gasket	left	1							
39	N 904 898 01	retaining clip	33,5X10X0,8	2							
40	N 904 425 01	clip	32X10X0,8	2							
41	079 145 834 D	air hose for pressure side		2							
42	079 103 542 B	oil separator		1							
43	079 145 707 E	heat deflector	left	1							
44	079 145 707 D	heat deflector	right	1							
45	N 105 188 01	clamp	40-60X12	4							
46	N 101 562 06	oval hexagon socket head bolt	M6X30	2							
47	3D0 971 838 E	tie wrap with socket for rod thikness: (clamp base, rotating)	4,6X200 1-3MM	X							